

# Inverter Console **XPower 42QZA**



**R32**  
REFRIGERANT 



3D DC Inverter



Timer



Turbo Mode




Dry Mode



Auto Leak  
Detection



turn to the experts 



Ultimate comfort



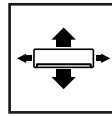
**R32**  
REFRIGERANT 





**EUROVENT CERTIFIED PERFORMANCE:**

Eurovent Certification certifies the performance ratings of the air-condition unit according to European and international standards.



**3D AIR FLOW LOUVERS:**

The unit can distribute air around in three directions and in 90° angle, to match the installation conditions.



**3D DC INVERTER:**

The outdoor unit is equipped with DC inverter technology compressor and DC inverter fan motor. The indoor unit is also equipped with a DC inverter fan motor. With 3 DC inverter motors the unit achieves maximum performance and energy efficiency.



**BUILT-IN DRAIN PUMP\*:**

The drain pump can remove the condensing water from the unit, up to 750mm high. The drainage piping is easy to install even at narrow spaces. \*(optional)



**TWIN-ROTARY COMPRESSORS:**

Units from 24.000 to 60.000 BTU are equipped with DC Twin-Rotary compressors, which contribute to the system's high performance and reliability. The two-rotary compression cylinders, offset from each other by 180° and a DC brushless motor with the shaft in perfect balance, ensure reduced vibrations and lower noise levels even when operating at very low speeds. They have an extremely wide range between the minimum and maximum capacity, therefore the system is always optimized to provide maximum comfort with extremely high efficiency levels.

## Instalation Flexibility

**- Fresh air intake:**

A ventilation motor can be installed in the fresh-air duct, connected to the ventilation connector, and work with the indoor fan to increase the volume of fresh air (optional).

**- Reserved dry contact ports:**

With the reserved ports, a remote switch can be easily connected for a remote control. The built-in PCB can produce alarm signal which can be connected to an external alarm light or vibration gauge.

**INDOOR UNIT**

**OUTDOOR UNIT**

Cooling capacity
Heating capacity
Heating capacity at -7
Heating capacity at -10
Heating capacity at -15
SEER/SCOP(average)/SCOP(warmer)
Energy label
Yearly energy consumption
EER/COP
Standard current (cooling)
Standard input (cooling)
Standard current (heating)
Standard input (heating)

		42QZA012D8S	38QUS012D8S
kW		3.52(1.50-5.00)	
kW		4.50(1.00-5.60)	
kW		4,10	
kW		3,70	
kW		3,50	
W/W		7.7/4.3/5.1	
		A++/A+/A+++	
kWh		160/1140/961	
W/W		3.87/3.72	
A		4,10	
W		910	
A		5,40	
W		1210	

**INDOOR UNIT**

Sound power level
Sound pressure level (high/med/low)
Air flow (high/med/low)
Weight (Net/Gross)(Body)
Dimensions (WxDxH)(Body)

		42QZA012D8S
dB(A)		55
dB(A)		43/41/35
m³/h		530/480/360
kg		15.0/19.5
mm		700×210×600

**OUTDOOR UNIT**















Temp range cooling
Temp range heating
Liquid side/Gas side
Standard piping length
Min piping length
Max piping length
Max difference
Additional charge
Sound power level
Sound pressure level
Airflow
Weight (Net/Gross)
Dimensions (WxDxH)
Voltage/Hz/Ph
Voltage/Hz/Ph

		38QUS012D8S
°C		-15-50
°C		-15-24
kg		1/4 / 3/8
inch		5
m		3
m		25
m		10
m		12
g/m		63
dB(A)		56
dB(A)		2000
m³/h		34.7/37.5
kg		800×333×554
mm		220-240V / 50Hz / 1Ph
		220-240V / 1Ph

Note  
 \* Sound data @ cooling mode  
 \* -7°C / -10°C / -15°C heating @ free frequency

\* Preliminary Data

Basic Features

 Auto Leak Detection	●	 Turbo Mode	●	 Cold Draft Prevention	●
 Auto Defrost	●	 Sleep Mode	●	 Electrical Voltage Protection (168 to 264V)	●
 Auto Swing	●	 Dry Mode	●	 Bright LCD Screen Remote Control	●
 Auto Restart	●	 *My* Mode	●	 Wired Control	○
 Timer	●	 Louver Position Memory	●		